



# PowerHap Starter Kit

## Demonstration and Reference Design

**Series/Type:** 1204H018V060 and 1313H018V120  
**Ordering code:** Z63000Z2910Z1Z73  
**Date:** 2022-09-20  
**Version:** 1.1






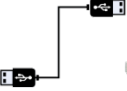

**Preliminary data**
**Applications**

- Demonstrations of piezo haptics
- Reference on mechanical designs

**Characteristics**

- Haptics and sensing experience with PowerHap actuators out-of-the-box
- Configurable and adaptable haptic experience
- Fully adjustable sensing and waveform parameters
- Seamless overlay buttons and a Round button for different experiences
- Exchangeable PowerHaps


**Content**

Type	Quantity	Size mm	Features	
Seamless button	1	66 x36 x12	Piezo haptic feedback powered by PowerHap 1204H018V060 and PowerHap 1313H018V120	
Round button	1	Ø57 x 11	Piezo haptic feedback powered by PowerHap 1204H018V060	
Boréas Technologies EVK BOS1901	1	64 x 44 x 9	Voltage range: +/- 95 V	
PowerHap 1204H018V060	5	12 x 4	FPC included	
PowerHap 1313H018V120	2	13 x 13	Wire cable included	
USB-cable	1	320	Connects Boreas EVK to a 5 V power supply	
Support documentation	2	NA	<ul style="list-style-type: none"> <li>■ Design Guide</li> <li>■ Application Notes</li> </ul>	

## Preliminary data

### Packaging

- Cardboard box 170 x 128 x 37 mm
- Weight: 278 g

### Description

The new PowerHap Starter Kit is a plug-and-play haptic demo that provides a crisp, sharp, state-of-the-art haptic feedback, simultaneously enabling users to design haptic solutions easily.

Equipped with the latest generation of PowerHap actuators, fully modular and configurable, the Start Kit is capable to provide customized haptic experiences.

Together with the Design Guide and the Application Notes included (follow the QR code on page 1), providing detailed reference designs for basic applications and for specific solutions making easy and simple the design integration process.

In cooperation with Boréas Technologies, the kit includes a driver board (BOS1901) and software, (available at [www.boreas.ca](http://www.boreas.ca)) to customize and tailor the haptic experience such as sensing detection parameters, haptic feedback waveform, trigger waveforms, and much more to reach the desired effect.

The PowerHap disruptive technology from TDK corporation features high acceleration and large forces in a very compact design, coupled with a short response time of less than one millisecond. In addition to the actuator properties, PowerHap also offers good sensing functionality by using the inverse piezo effect. Thanks to their outstanding performance, PowerHap actuators are technologically superior to conventional electromagnetic solutions such as ERM motors (eccentric rotary mass) and LRA actuators (linear resonant actuators).

Typical applications for the PowerHap actuators are: Automotive displays, smartphones and tablets, household appliances, game consoles, VR/AR equipment, digitizers, and handheld medical devices, among others.

This Starter Kit provided by TDK is intended to be used for functional testing only.

The design is not qualified regarding manufacturing and operation over the whole operating temperature range or lifetime. Compliance with applicable standards must be verified on the application level.

Due to their purpose, evaluation kits are not handled by procedures regarding returned material analysis (RMA) and process change notification (PCN) as regular products.

Design changes will be implemented without further notice.

All our latest documents regarding the PowerHap Starter Kit can be found on the TDK Electronics webpage here:

<https://www.tdk-electronics.tdk.com/en/2124786/products/product-catalog/switching-heating-piezo-components-buzzers-microphones/powerhap>

**Preliminary data**
**Notes and warnings**

**Danger high voltage!**

Electric shocks are possible when connecting the board to live wire. The board should be handled with care by a professional. For safety, the use of isolated test equipment with overvoltage and/or overcurrent protection is highly recommended.



This product uses semiconductors that can be damaged by electrostatic discharge (ESD). When handling, care must be taken so that the devices are not damaged. Damage due to inappropriate handling is not covered by the warranty.

The following precautions must be taken:

- Do not extract the driver board until you have read the following and are at an approved anti-static workstation.
- Use a conductive wrist strap attached to good earth ground.
- If working on a prototyping board, use a soldering iron or station that is marked as ESD-safe.
- Always disconnect the microcontroller from the prototyping board when it is being worked on.
- Always discharge yourself by touching a grounded bare metal surface or approved anti-static mat before picking up an ESD - sensitive electronic component.
- Use an approved anti-static mat to cover your work surface.

**Cautions and warnings**

The piezo component must be operated in a dry, non-reducing, open environment and atmosphere which must not contain any chemical vapours or substances.

To prevent damages to the piezo component, tensile stresses must be avoided under all driving conditions.

We expressly point out that in case of non-observance of the aforesaid notes due to reasons attributable to chemical vapours, a malfunction of the piezo sample or failure before the end of their usual service life cannot be completely ruled out, even if they are operated as specified.

Depending on the individual application, piezo samples are electrically connected to voltages and currents, which are potentially dangerous for the life and health of the operator. Installation and operation of the piezo sample must be done only by authorized personnel. Ensure proper and safe connections, couplers, and drivers.

Caution: Piezo components are highly efficient charge storing capacitors. Even when they are disconnected from a supply, the electrical energy content of a loaded actuator can be high and is held for a long time. Always ensure a complete discharging of an actuator (e.g., via a 10 kΩ resistor) before handling. (Do not discharge by simple short-circuiting, because of the risk of damaging the ceramic.)

Electrical charges can be generated on disconnected actuators by varying load or temperature.

Caution: Discharge an actuator before connecting it to a measuring device/electronics, when this device is not sufficiently voltage proofed.

### Preliminary data

#### Remark

The product delivered contains engineering samples, prototypes or pre-series products, which are not intended for commercial use in series products of the purchaser. TDK assumes no warranty for these products. Any use is at the sole risk of the purchaser.

Contains SVHC Substance 12626-81-2

#### Display of ordering codes for TDK Electronics products

The ordering code for one and the same product can be represented differently in data sheets, data books, other publications, on the company website, or in order-related documents such as shipping notes, order confirmations and product labels. **The varying representations of the ordering codes are due to different processes employed and do not affect the specifications of the respective products.** Detailed information can be found on the Internet under [www.tdk-electronics.tdk.com/orderingcodes](http://www.tdk-electronics.tdk.com/orderingcodes).

## Important notes

The following applies to all products named in this publication:

1. Some parts of this publication contain **statements about the suitability of our products for certain areas of application**. These statements are based on our knowledge of typical requirements that are often placed on our products in the areas of application concerned. We nevertheless expressly point out **that such statements cannot be regarded as binding statements about the suitability of our products for a particular customer application**. As a rule we are either unfamiliar with individual customer applications or less familiar with them than the customers themselves. For these reasons, it is always ultimately incumbent on the customer to check and decide whether a product with the properties described in the product specification is suitable for use in a particular customer application.
2. We also point out that **in individual cases, a malfunction of electronic components or failure before the end of their usual service life cannot be completely ruled out in the current state of the art, even if they are operated as specified**. In customer applications requiring a very high level of operational safety and especially in customer applications in which the malfunction or failure of an electronic component could endanger human life or health (e.g. in accident prevention or life-saving systems), it must therefore be ensured by means of suitable design of the customer application or other action taken by the customer (e.g. installation of protective circuitry or redundancy) that no injury or damage is sustained by third parties in the event of malfunction or failure of an electronic component.
3. **The warnings, cautions and product-specific notes must be observed.**
4. In order to satisfy certain technical requirements, **some of the products described in this publication may contain substances subject to restrictions in certain jurisdictions (e.g. because they are classed as hazardous)**. Useful information on this will be found in our Material Data Sheets on the Internet ([www.tdk-electronics.tdk.com/material](http://www.tdk-electronics.tdk.com/material)). Should you have any more detailed questions, please contact our sales offices.
5. We constantly strive to improve our products. Consequently, **the products described in this publication may change from time to time**. The same is true of the corresponding product specifications. Please check therefore to what extent product descriptions and specifications contained in this publication are still applicable before or when you place an order.

We also **reserve the right to discontinue production and delivery of products**. Consequently, we cannot guarantee that all products named in this publication will always be available. The aforementioned does not apply in the case of individual agreements deviating from the foregoing for customer-specific products.

6. Unless otherwise agreed in individual contracts, **all orders are subject to our General Terms and Conditions of Supply**.
7. **Our manufacturing sites serving the automotive business apply the IATF 16949 standard**. The IATF certifications confirm our compliance with requirements regarding the quality management system in the automotive industry. Referring to customer requirements and customer specific requirements ("CSR") TDK always has and will continue to have the policy of respecting individual agreements. Even if IATF 16949 may appear to support the acceptance of unilateral requirements, we hereby like to emphasize that **only requirements mutually agreed upon can and will be implemented in our Quality Management System**. For clarification purposes we like to point out that obligations from IATF 16949 shall only become legally binding if individually agreed upon.

## Important notes

8. The trade names EPCOS, CarXield, CeraCharge, CeraDiode, CeraLink, CeraPad, CeraPlas, CSMP, CTVS, DeltaCap, DigiSiMic, ExoCore, FilterCap, FormFit, LeaXield, MiniBlue, MiniCell, MKD, MKK, ModCap, MotorCap, PCC, PhaseCap, PhaseCube, PhaseMod, PhiCap, PowerHap, PQSine, PQvar, SIFERRIT, SIFI, SIKOREL, SilverCap, SIMDAD, SiMic, SIMID, SineFormer, SIOV, ThermoFuse, WindCap, XieldCap are **trademarks registered or pending** in Europe and in other countries. Further information will be found on the Internet at [www.tdk-electronics.tdk.com/trademarks](http://www.tdk-electronics.tdk.com/trademarks).

Release 2020-06